

Rec'd 6/1/70

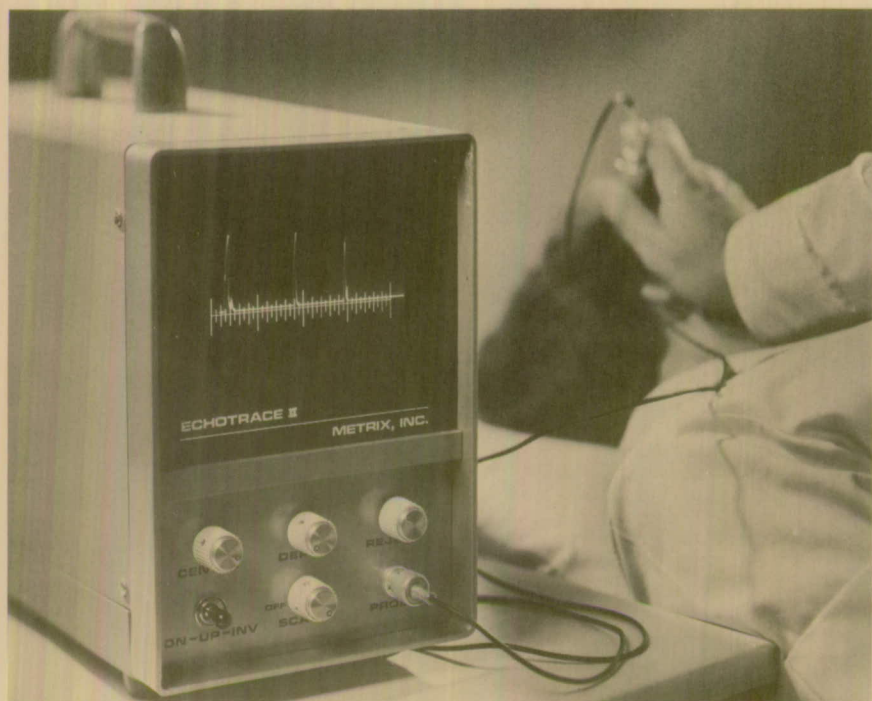
BULLETIN
WORLD FEDERATION
NEUROSURGICAL SOCIETIES



New York World Congress Issue
Number 10
1969

ECHO-TRACE II

diagnostic ultrasonic analyzer



METRIX, Incorporated

Dept. N, 11122 E. 47th Ave., Denver, Colo. 80239, Phone: (303) 343-8330

397 Clinton St.
Hempstead, L. I., New York 11550
Phone: (516) 538-7177

1128 No. Las Palmas Avenue
Los Angeles, California 90038
Phone: (213) 462-1351

P. O. Box 544
Barrington, Illinois 60010
Phone: (312) 381-6225

BULLETIN
of the
WORLD FEDERATION
of
NEUROSURGICAL
SOCIETIES

Editorial Committee

K. Sano, *Tokyo*
W. Luyendijk, *Leiden*
S. Ishii, *Tokyo*

Editor

W. B. Scoville
85 Jefferson Street
Hartford, Conn. 06103, U.S.A.

Published Bi-annually

EDITORIAL OFFICE – BULLETIN WFNS – SUITE 401
85 Jefferson Street, Hartford, Conn. 06103 U.S.A.

OFFICERS AND ADMINISTRATIVE COUNCIL OF THE WORLD FEDERATION OF NEUROSURGICAL SOCIETIES

President: Keiji Sano, University of Tokyo, Tokyo, Japan

1st Vice President: Peter Rottgen, Wilhelmstr. 31, 53 Bonn, W. Germany

2nd Vice President: B. Ramamurthi, 2nd Main Road, C.I.T. Colony, Madras, India

Secretary for Federation Affairs: William Luyendijk, Academic Hospital, Leiden, Netherlands

Secretary for Congress Affairs: Shozo Ishii, Juntendo University, Tokyo, Japan

Assistant Secretary for Congress Affairs: Hiroo Chigasaki, University of Tokyo, Tokyo, Japan

Treasurer: J. Lawrence Pool 710 West 168th Street, New York, New York, U.S.A.

Assistant Treasurer: Koichi Kitamura, Tokyo Women's Medical College, Tokyo, Japan

Editor of Publications: Raul Carrea, San Martin de Tours 2952, Buenos Aires, Argentina

Editor of Bulletin: William B. Scoville, 85 Jefferson Street, Hartford, Connecticut, U.S.A.

HONORARY PRESIDENTS

Alexander Arutiunov, Institute of Neurosurgery, 5th Tverskaya-Yamskaya st. 5, Moscow D-47, U.S.S.R.

Percival Bailey, 1601 West Taylor Street, Chicago, Illinois, U.S.A.

Paul C. Bucy, 251 E. Chicago Avenue, Chicago, Illinois, U.S.A.


Eduard A. V. Busch, Rigshospitalet, Copenhagen, Denmark

Norman M. Dott, 3 Chalmers Crescent, Edinburgh, Scotland

Herbert Olivecrona, Serafimerlasarettet, Stockholm K, Sweden

Wilder Penfield, 3801 University Street, Montreal 2, Quebec, Canada

A. Earl Walker, 601 N. Broadway, Baltimore, Maryland, U.S.A.



Special Lecture Series by six distinguished World neurosurgeons at the 4th International Congress of Neurological Surgery.

From left to right: A. N. Konovalov (Speaking for A. Arutiunov), U.S.S.R.; S. Obrador, Madrid; H. Krayenbuhl, Zurich; A. E. Walker, Baltimore, Chairman; B. Woodhall, Durham, N. Carolina; N. Dott, Edinburgh; K. Tanaka, Tokyo.

PRESIDENT'S PAGE

All who had the privilege of attending the Fourth International Neurosurgical Congress in New York enjoyed a most stimulating and delightful time. The symposia of supratentorial tumors, increased intracranial pressure, cerebral edema, and pain; and the joint symposia with Neurology of epilepsy and cerebrovascular diseases, were extremely well organized and showed the highest standards in these fields. Free communications, including those read through T.V. were interesting and excellent. I must particularly mention the special lectures delivered by the outstanding neurosurgeons of our time which were all superb and didactic. I congratulate Dr. Walker and our American colleagues for the great success of this wonderfully organized congress and express our hearty gratitude for their warm hospitality.



Keiji Sano

I feel greatly honored to be elected President of this great fraternity, the World Federation of Neurosurgical Societies, and the host of the Fifth International Congress of Neurological Surgery. At present I believe the date and place of the next Congress will be October 7 - 13, 1973, at the Imperial Hotel, Tokyo. On behalf of the Japanese neurosurgeons I wish to extend to you all a most cordial welcome.

As you know, in most of the Asian countries, neurological surgery is still in a developing stage, and I am sure the next Congress will give a big impetus to further development in this specialty in Asia.

I recall that when I started apprenticeship of neurosurgery under Professor Shimizu many of my friends advised me not to do so inasmuch as neurological surgery was the most unprofitable of all surgical specialties. But I was greatly influenced at that time by the words of the celebrated German Poet, Goethe, "Der Chirurg widmet sich dem Gottlichsten aller Geschäfte: ohne Wunder zu heilen, under ohne Worte Wunder zu tun" (The surgeon is devoting himself to the most divine of all occupations, curing without wonder and without words doing wonders) I hope our German colleagues will not resent my clumsy translation. To me, more than other specialties, Neurological Surgery seemed a divine vocation in the saving of people from death. For instance, in brain tumors, aneurysms, and head injuries, we have and are still fighting against the Man with the big Scythe called "Death". Neurological Surgery is not only a life saving business; many functional disorders are now relieved by various neurosurgical techniques. In the future we may be able to find ways to reconstruct neurones of their pathways in the central nervous system, relieving paralysis, blindness and deafness. That will be the final goal of neurological surgery and would really deserve the praise of Goethe.

Again I extend a most hearty welcome to Japan to all the members of the Federation.

Any help and advice from you will be most gratefully appreciated.

Keiji Sano

EX-PRESIDENT'S PAGE

In this swan song I want to discuss a number of diverse matters which have been before us in the past decade.

First, however, I must express my sincere appreciation for the unselfish devotion of all members of the World Federation of Neurosurgical Societies during my terms of office. It has been a pleasure serving as Federation Secretary and more recently as President, for the superb cooperation of the membership has made the work of the offices delightfully easy. However, even with your help we have not been able to resolve all of our problems. Yet, much has been accomplished. The primary purpose of the Federation to formulate an International Congress every four years has been carried out with increasing effectiveness. These quadrennial family reunions are particularly pleasant meetings and give us the opportunity not only to renew old acquaintances but to disseminate the increasing knowledge of the specialty. In the New York Congress we were particularly happy to have so many participants representing practically every country of the world. We realized that in holding a meeting in conjunction with the neurologists we might become too big for effective communication. However, it seems that we were able to prevent this by certain special techniques. One of these were the televised sessions which were presented on tape. We have made arrangements for copies of these programs to be prepared and they may be distributed to any of our Societies who wish to relive a part of the New York Congress or desire to show the tape to members who could not attend. We regret that we are unable to distribute projection equipment for these tapes but if you can obtain the projection equipment locally, we will be glad to provide the tapes for you at a very nominal figure which will cover just the handling and mailing cost. Mr. Steve Donohue, the Executive Director of the Congress, will be glad to let you know the type of equipment which is necessary for projecting these tapes and the arrangements for obtaining them. Mr. Donohue's address is 420 Lexington Avenue, New York, New York 10017.




A. Earl Walker

The Federation has so grown that its governing mechanisms have become somewhat cumbersome. Moreover, the world structure of neurological surgery has changed in the past decade with the development of regional spheres of interest. For this reason, some change in our constitutional framework seems desirable. The new Constitution Committee, which I have the honor to chair, is discussing a structure which would give better regional representation to the Administrative body as well as more regional responsibility. We hope to be able to present the general outline of this in the next number of the Bulletin. As we near the Christmas Season I want to wish all of you greetings for the joyous occasion and the best wishes for a most successful 1970.

A. Earl Walker

TREASURER'S PAGE

On behalf of the World Federation of Neurosurgical Societies, your Treasurer wishes to express special thanks to all members of the North American and Canadian host societies who contributed so generously towards the expenses of the recent 4th International Congress in New York by a special assessment in addition to their regular dues.



J. Lawrence Pool

Financially, it appears that the World Federation of Neurosurgical Societies bank balance will probably have a small surplus despite the considerable expenses of the recent Congress. However, final accounting will not be completed until the end of December 1969.


Residual funds in our account will be used, as voted by the Delegates in September 1969, for costs of this Bulletin, office and mailing expenses incurred by our new Secretary, and for the meeting of the Delegates in Prague in 1971.

It was urged at the Delegates meeting in September 1969 that from now on all world societies should collect and remit dues of one USA dollar (\$1.00) per member each year. May I therefore request at once that the Secretary or Treasurer of each Society throughout the world collect and send in their dues annually.

To simplify the collection of dues and to save mailing expenses, I am asking our Assistant Treasurer, Dr. Kitamura, to collect for Japan, Australia, India and the Middle East societies; Dr. E. Zander, of Lausanne, to collect for all of Europe; and I myself will collect for all the North and South American societies.

In conclusion, I am deeply honored to be re-elected as your Treasurer.

J. Lawrence Pool



Fourth International Congress of Neurological Surgery, New York, 1969, A. Earl Walker, U.S.A., Retiring President.

NOTE FROM CHAIRMAN OF ALL LADIES COMMITTEES, NEW YORK WORLD CONGRESS.

3200 physicians passed through the doors of the New York Hilton to attend meetings of the International Congress last September. It was a very exciting week, and a gay one. We were favored by magnificent weather, and by the opportunity to have most of the seats for the New York City Opera company's performance of "La Boheme". The Museum of Modern Art gave free passes to members of the Congress, and as the Museum is only a block from the Hilton Congress members were able to sun themselves in the sculpture gardens. No count was made of wives attending; my own guess is five or six hundred. Mrs. Russell Patterson jr. and her committee produced a small pamphlet on museums, restaurants, and shops which apparently was as useful as they had hoped it would be. Between the members of the committee and the two very good ticket sellers the Convention Bureau sent us, we were able to hurdle all language barriers in the Ladies' Hospitality Lounge, except Japanese. We should have had a Japanese interpreter. Presumably this will not be a problem at the next International Congress to which we look forward with great anticipation.

Angeline Pool
(Mrs. J. Lawrence Pool)

SECRETARY FOR FEDERATION AFFAIRS' PAGE

Some months ago the secretariat for Federation Affairs was turned over to me by Dr. Kristiansen. My active predecessor has thoroughly instructed me about this office, for which I am greatly obliged to him.

During the last Congress in New York the neurosurgical societies of Egypt, France, Greece, and Turkey were admitted as new WFNS-members.

At the next Interim Meeting the Executive Committee (including the delegates of all member societies) will discuss the main themes and other preparation for the International Congress in Tokyo, 1973.



William Luyendijk

Proposals for a structural reorganization of the WFNS will also come up for consideration. As we decided in New York, the Interim Meeting will be scheduled in relation to the Fourth European Congress of Neurosurgery in Prague (27/6 - 2/7 1971). A preliminary program will be sent to the delegates in due time.

Since the list of delegates and secretaries of the member societies seems to be far from up to date, I should greatly appreciate being informed about their names and exact addresses as soon as possible.

Unnecessary correspondence and loss of time can be avoided in this way.

William Luyendijk

THE EX-FEDERATION SECRETARY'S PAGE

During the Fourth International Congress of Neurological Surgery in New York last September the Administrative Council and the Executive Committee of the World Federation of Neurosurgical Societies had several meetings. Delegates from 35 neurosurgical societies were present.



Kristian Kristiansen

Applications for membership from the Greek Neurosurgical Society, The Egyptian Society of Neurological Surgeons, The Turkish Neurosurgical Society and the French Neurosurgical Society were recommended by the Administrative Council and approved by the Executive Committee.

By majority of votes Japan was selected as the place for the Fifth International Congress in 1973 and Dr. Keiji Sano wished welcome to Tokyo on behalf of the neurosurgeons of Japan.

Suggested amendements to the Constitution regarding representation of regional associations to the Administrative Council were discussed but referred back to the new Constitution Committee which will also consider a complete revision of the Constitution. As members of the Constitution Committee were elected Drs. Walker, Lepoire, Ramamurthi and Kristiansen, and ex officio Drs. Sano, Luyendijk and Ishii.

Recommendation of the Head Injuries Committee presented by the Chairman, Dr. A. de Vasconcellos Marques, Lisbon, will be circulated to the delegates for discussion in the national societies.

The improvement of the Bulletin of the World Federation of Neurosurgical Societies suggested by the Editor, Dr. W. B. Scoville, to the effect that additional pages should contain news of recent material presented at principal neurosurgical meetings around the world, were approved by the Executive Committee.

The Federation budget for the next two years, estimated at \$7,000,-, was approved. As members of the Finance Committee were elected Drs. Tanaka, Japan and Zander, Switzerland, and ex officio Drs. Pool (chairman), Sano, Luyendijk and Ishii.

The following were elected members of the Liaison Committee: Drs. Velasco Suarez, Mexico, Kandel, USSR, Walker, U.S.A., with Drs. Sano, Luyendijk and Ishii as ex officio members.

Prague was selected as the site of the interim meeting of the Executive Committee in 1971.

Delegates from 17 European neurosurgical societies held a meeting to discuss the project of a constitution for the European Association of Neurosurgical Societies. The project was unanimously approved with a small alteration. The next European Congress of Neurological Surgery will take place in Prague June 27 - July 2, 1971.

After four years as Secretary for Federation Affairs I wish to express my deep appreciation and heartfelt thanks for the privilege to work for the W.F.N.S. and for excellent support from the national societies around the globe. I am particularly indebted to the other members of the Administrative Council and to the past President Dr. A. Earl Walker, for friendly advice and cooperation throughout the period.

I wish my successor Dr. W. Luyendijk, Holland, all the best in his future work.

Kristian Kristiansen

EX-CONGRESS SECRETARY'S PAGE

Your Congress secretary would like to take this opportunity to thank the officers of the World Federation of Neurosurgical Societies and the World Federation of Neurology who were principally responsible for the success of the World Congress' meeting in September, 1969. It has been particularly gratifying for your secretary to work with such distinguished men. In reviewing our activities over the past four years, it is with pleasure that I recall the numerous planning meetings which were held in various cities in the United States and Europe. It is particularly appropriate at this time to express our appreciation to the National Institute of Health for their financial aid in the planning and execution of the Congress and the symposium on the Chronic Effects of Head Injury which was held in March, 1969. We are also particularly indebted to Mr. Donohue and his capable staff; and finally, I would like to express my personal appreciation for the work done by the local committees and the many wives of the neurosurgeons who participated in the numerous events necessary to organize and conduct a congress of this magnitude.



Collin S. MacCarty

Collin S. McCarty

EDITOR'S PAGE

Each year your Editor has tried, and will try, to make the Bulletin more interesting and more complete with ever increasing financial support from advertisements. This year's change is the inclusion of scientific reports of principal national and international congresses held throughout the world. Hopefully newer developments from diverse countries will be briefly described far sooner than could occur in current journals.

Another World Congress has come and gone in New York, where certain new experiments were tried in closed television in an attempt to prevent the giving of simultaneous papers, which always results in a member listening to neither one nor the other. Once again the Congress could be nicknamed "le Monstre" but periodically this constitutes an exciting although overwhelming experience.

The great majority of delegates voted that our next congress be held in Japan under the Presidency of Professor Sano who combines the rare qualities of scientific greatness and infinite courtesy. Through this courtesy the officers have been chosen from many countries rather than the host country only, and I believe this next congress will be the best of all. Names of the officers and a majority of their photographs are included.

With always great effort your Editor tries to be brief, and so ends with his deepest wish for a happier and more peaceful New Year to all peoples in all countries.

Bill Scoville



Bill Scoville



Fourth International Congress of Neurological Surgery, New York, 1969. C. Drake, Canada, Editor of Publications and R. Arana-Iniguez, Uruguay, Retiring Assistant Treasurer.

SCIENTIFIC REPORT ON THE NEW YORK WORLD CONGRESS

Earl Walker has graciously consented to start our new "Scientific Reports" page in the Bulletin by describing certain papers from the last International Congress. Ed.

"To attempt a survey of the scientific sessions of the International Congress of Neurological Surgery in a few pages would be impossible. Even to review a few of the more than 900 presentations of the congresses would not do justice to the tremendous amount of exciting and stimulating new material discussed in symposia, conferences, televised panels, cinematographic demonstrations and exhibits. Hence, this selective review should not be construed as a critical assessment of the papers, rather it represents the personal bias of the reviewer and the unfortunate paucity of presentations which he was able to hear between official duties. The survey will follow the temporal sequence of the congress program.

Perhaps the outstanding impression of the opening session on supratentorial tumors was the precise and diverse methods now available to the neurosurgeon for the preoperative localization and pathological identification of intracranial neoplasms. These techniques have outstripped the development of new therapeutic measures. Although many of these techniques are not new, they have been refined to give more precise localization of the neoplasm. Schlesinger and his associates' report on the use of the Anger camera with computer analysis demonstrated the future of isotopic scanning of tumors. The differential diagnosis of brain tumor seemed resolved by the demonstration of desmosterol in the cerebrospinal fluid of patients with brain tumors. Paoletti et al have given a valuable technique to the neurosurgeon who often finds it difficult to differentiate vascular from neoplastic processes within the intracranial cavity.

The major therapeutic advances seem to relate to the combination of surgical, chemotherapeutic and radiation therapy. Both Munding and Sano emphasized the value of such double barrel treatments. There is no doubt that better and more precise localization of the tumor, preoperative relief of intracranial pressure, improved anesthesia and refined operative techniques have made it possible to carry out surgical resections with less damage to normal tissue than formerly. This is particularly apparent in the tumors of childhood as Hooper emphasized. His report on total removal of craniopharyngiomas point the way to a brighter future for patients with such lesions. Other lesions about the third ventricle he noted can be surgically approached safely to determine the type of lesion and the appropriate therapy.

The session on increased intracranial pressure and cerebral edema clearly indicated that a better understanding of the mechanisms involved was leading to markedly improved treatment. Björkstén's discussion of the intracranial pressure at the time of surgery emphasized the importance of PCO_2 in the regulation of pressure and circulation. Both Arana and Guidetti commented on the multiplicity of factors which may be corrected pharmacologically or mechanically. Most of the speakers considered 20% mannitol to be the most effective agent for dehydration, and hyper-ventilation the most satisfactory for reducing the intracranial pressure under more normal circumstances.

The speakers in the symposium on epilepsy indicated that, although great advances have been made in the understanding of the basic mechanisms of epilepsy, the application of the

laboratory discoveries to clinical problems has lagged behind to a considerable extent. The panel, chaired by Dr. Jasper on the basic mechanisms of the epilepsies, emphasized the physiological properties of the neurons and their environment particularly the cell membranes and their appendages. Dr. Marsan concluded that the behavior of individual elements in an epileptic focus between paroxysmal bursts does not differ in any notable way from that of the cells before the application of an epileptogenic agent. Yet, from time to time the neuron will generate a spike.

Prince showed that such neuronal discharge was hemmed in by a surrounding zone of inhibition. However, cells responding to inhibitory impulses might, after a time, become involved in the burst discharge. This synchrony has been attributed to both release of inhibitory influences tending to confine discharges and the facilitation of excitatory elements. Unison firing begins at the focus and propagates to secondary sites which discharge in time with the primary focus. This shifting inter-relationship of primary, secondary and tertiary foci is of particular relevance to the more general control of cerebral activity by the reticular formation.

Because a simple cause-effect sequence cannot be found to explain the genesis of the epilepsy, some speakers assume that several factors acted in combination to produce the epilepsy. The possible significance of febrile convulsions in the epilepsies was noted by several speakers. Dr. Frantzen and her associates found that 10% of children who had febrile seizures after 5-7 years had evidence of an organic behavioral disorder. Murray Falconer considered the febrile convulsions caused edema of the brain, tentorial herniation, medial temporal lobe sclerosis and thus induced psychomotor seizures.

Both Gastaut and Turner and his associates found that several new benzodiazepines are promising drugs against status epilepticus and certain chronic seizure disorders.

Dr. Seitelberger pointed out that the factor common to most epilepsies is the scarring — either connective tissue or glial which occurs in the brain. The progressive gliosis in the scarred area may well modify the local metabolism and, in fact, may be an adaptive response to a decreasing amount of available energy sources. Normal transport of degradation products and water to capillaries and to the ependyma maybe severely impeded by the scar.

The surgical therapy of epilepsy Dr. Ward stated was applicable to only a small percentage of epileptics. The use of depth recording in the study of a patient with a possible focal epilepsy was discussed briefly by Dr. Bancaud. These records made from multi-electrode probes stereotactically inserted into the subcortical cerebral ganglia, particularly the frontal and medial temporal structures, allow well controlled studies to be made of both spontaneous and electrically induced activity.

The results of surgical therapy, irrespective of the type of operation, are surprisingly good, and the surgical procedures carry little risk. The Russian surgical experience was similar to that reported by Falconer from England and Rasmussen from Canada. Although the relief of seizures after amygdalotomy, as reported by Narabayashi from Japan, and Haton and Udom from Thailand, was not as great as that following temporal lobectomy, approximately 30% of the patients were greatly improved. Both authors emphasize that behavioral disturbances, especially aggression, were much diminished.

The special lecture series by six distinguished neurosurgeons emphasized the variety of interests in the field. Krayenbuhl's discussion of microsurgical approaches in neurosurgery pointed out the many new fields which may be approached using the binocular surgical microscope, good illumination and special instruments for handling minute and delicate tissues. Not only does this technique permit reconstructive surgery on small vessels from embolectomy, endarterectomy and anastomosis but it allows more meticulous handling of many larger structures within the intracranial cavity such as aneurysms, nerves and tumors.

The session on pain introduced new concepts of the physiological mechanisms of this sensation. Noordenbos believes that pain results from an unbalanced input due to pathological events at the receptors or partial damage of the afferent pathways. He concludes that the role of the direct spinothalamic tract in the conduction of pain is much less than generally assumed. (He gave photographs of three great historical authorities on Pain, beginning with Max von Frey with his theory of specificity; then Henry Head with his revolutionary concept that each stimulus may activate more than one type of fiber and cannot be called specific, permitting the development of the "gate theory" of Melzack and Wall. Finally Rene Leriche who warned against both indiscriminate use of cordotomy, and laboratory explanations for the complexity of physical pain seen in humans when ill. The results of animal sectioning are at considerable variance with those of humans. Hence there must be remaining untouched portions of a multi-synaptic afferent system permitting rerouting of impulses with recurrence of pain at an earlier developmental level than the spino-thalamic tract. A remarkably erudite paper - Ed.) For the relief of pain, stereotactic procedures at spinal and thalamic levels seems to be the fashion. However, the desired site of the lesion does not appear to be agreed upon; the reports of Watkins Yoshioka, et al Moossy, and others, indicate that lesions in various places may be effective - probably only an indication that the mechanisms involved in pain are not yet entirely understood.

The symposium on cerebrovascular diseases brought out the tremendous amount of investigation on cerebral blood flow, pathology of the blood vessels, and the natural history of cerebrovascular disease which has been done in the past decade. Laines' discussion of the surgical therapy represented the current thought of most neurosurgeons regarding operative intervention. The more severe cases of ruptured aneurysms grades 3 and 4 are considered usually fatal and rarely suitable for surgery unless a hematoma is present. Vasospasm in the Circle of Willis is recognized as a serious complication and should be treated and relieved, before surgical intervention. If the general condition of the patient is satisfactory operative treatment of the aneurysm by ligation of the neck or, less preferable, wrapping or coating is carried out within the first week. Laine does not believe carotid ligation is advisable. (In a series of 738 cerebral aneurysms of which 607 were operated upon, his conclusions were similar to those of other leading world authorities including Norlen, Poppen, Drake and others. Early operation (3rd or 4th day) is advised when possible. Coma and vasospasm of the Circle of Willis are the two chief indications for delay but considerable risk is justifiable because spontaneous recurrent hemorrhage is also frequent at an early date. Fortunately age in itself is not a contraindication to operation as the majority of ruptures occur between 50 and 60 years of age and recurrent bleeding mortality decreases from 40% initially to one half of 1% at one year after the bleed. Hypertension does not play a significant part in mortality, nor is the site of the aneurysm significant in the anterior circulation, but in vertebral circulation aneurysms the mortality is doubled. The size and contour of the aneurysm is of importance. Hematoma is significant only in it permitting a better field of access. Ed.)

The abstracts of the presentations may be obtained by writing the World Congresses of Neurological Sciences, 420 Lexington Avenue, New York, N.Y. Condensed and edited television tapes of those papers presented on the televised programs will shortly be available to any of the member societies of the World Federation of Neurological Surgery. Many of these tapes contain not only excellent examples of the state of the art but are superb teaching media for trainees or recent graduates.

A. E. Walker

ANNOUNCEMENTS

The Foundation of International Education and Neurological Surgery has been recently incorporated in the USA as a charitable and educational organization. It was formed following numerous requests and by a committee representing the five USA neurosurgical societies. Its purpose is to exchange knowledge and techniques between neurosurgeons throughout the world. Membership will be voluntary and it will be supported by dues and charitable gifts. It will work closely with existing agencies directed towards the same general goals, namely Care-Medico; Hope; Congress of Neurological Surgeons (program in India); and American Medical Association programs. It will form a registry listing opportunities for foreign students to train in the United States, thereafter returning to practise in their own country. It will facilitate visits by U.S. training programs to foreign locations to determine the efficiency of U.S. training of foreigners. In addition it will facilitate short term visits by foreign trainees and lectures and demonstrations in the United States by foreign trainees and vice versa. Longer visits to foreign countries by US neurosurgeons will be encouraged. The strength of the Foundation will rest primarily on developing a pool of neurosurgeons available to and from other countries and the United States. Comments and requests from members of the World Federation of Neurosurgical Societies will be welcomed by the Secretary. The Board of Trustees is: -

Hendrik J. Svien, M.D., Chairman
200 First Street, S. W., Rochester, Minnesota 55901

A. Roy Tyrer, Jr., M.D., Vice-Chairman
220 South Claybrook, Memphis, Tennessee 38104

Lester A. Mount, M.D., 2nd Vice-Chairman
Neurological Institute, 710 West 168th Street
New York, New York, 10032

William H. Mosberg, Jr., M.D., Secretary
803 Cathedral Street, Baltimore, Maryland 21201

Harold C. Voris, M.D., Treasurer
Mercy Medical Center 25th Street and Prairie Avenue
Chicago, Illinois 60616

Joseph P. Evans, M.D.
950 East 59th Street, Chicago, Illinois 60637

Kenneth E. Livingston, M.D.
The Wellesley Hospital. 160 Wellesley St., E.
Toronto, Ontario, Canada

Raymond K. Thompson, M.D.
803 Cathedral Street, Baltimore, Maryland 21201

Alfred Uihlein, M.D.
Post Office Box 1082
Rochester, Minnesota 55901

Gen. George J. Hayes, M.D.
Director of Staff
Room 3E-286
OASD (Health and Medical)
Office of the Secretary of Defense
Washington, D.C. 20301

American Association of Neurological Surgeons Annual Meeting April 19-23, 1970, Shoreham Hotel, Washington, D.C. For information contact W. Meacham, M.D., Vanderbilt University Hospital, Nashville, Tennessee 37203.

The next annual meeting of the Sociedad Luso-Espanola de Neurocirugia will be held in San Sebastian, Spain on May 22 and 23, 1970. Contact: Secretary General, C.A.T. Reina Regente, Apartado 395, San Sebastian, Spain.

The Fourteenth Annual Meeting of the Society for Research into Hydrocephalus and Spina Bifida will take place at Neurochirurgische Klinik der Universitat Freiburg, West Germany, on June 25-27, 1970. Secretary of the society is A. L. Woolf, The Midland Center for Neurosurgery and Neurology, Department of Pathology, Holly Lane, Smethwick, Warley, Worcs. England.

The 22nd Annual Meeting of the Scandinavian Neurosurgical Society will take place in Stockholm, Sweden, on August 21 and August 22, 1970. Contact Professor L. Leksell, Karolinski Sjukhus, Stockholm, Sweden.

The 2nd International Conference on Psychosurgery will be held in Copenhagen, Denmark, on August 24, 25 and 26, 1970. Contact: K. Vaernet, Rigshospitalet Tagensvej 18, 2200 Copenhagen, Denmark.

The III Yugoslav Congress of Neurosurgery is to be held in Ljubljana, September 24-26, 1970. Main topics of the Congress will be Cerebrovascular Disease and Intracranial Trumatic Hemorrhage. Contact: N. Sekulovic, Yugoslav Association of Neurosurgeons, Beogradio, Zeleni Venaci, Yugoslavia.

The Annual Meeting of the Austrian Neurosurgical Society will be held in Salzburg, Austria, October 24, 1970. For information contact H. E. Diemath, Landesnervenklinik, A-5020 Salzburg, Austria.

Congress of Neurological Surgeons (U.S.) Annual Meeting October 27-30, 1970 at Chase Park Plaza Hotel in St. Louis, Missouri. For information contact Secretary, B. S. Patrick, M.D. University Medical Center, Jackson, Mississippi 39216.

The Chilean Institute of Neurosurgery and Brain Research, with a full time personnel of 306 persons (professionals, technicians, administrative employees, etc.) have inaugurated a new three floor wing adjacent to the main building. This new block has been designed for in-

stalling the enlarged divisions of traumatic neurosurgery, neurotology, neuro-ophthalmology, scintillography, electroencephalography, and electronic and high precision mechanic workshops.

The World Federation of Neurosurgical Nurses was organized and officers elected at a meeting during the Fourth International Congress of Neurological Surgery recently held in New York City. The organization of this international nurses association was undertaken by Miss Agnes M. Marshall at the request of the President of the World Federation of Neurosurgical Societies. Miss Marshall, past president of the American Association of Neurosurgical Nurses and instructor in Surgery at Northwestern University Medical School, Chicago, Illinois, was elected President of the World Federation of Neurosurgical Nurses. The other officers are Miss Luta Seimens of Holland, Vice-President; Miss Doris McDonald of Canada, Secretary; Miss Jeanne Marcus of the U.S., Treasurer; Miss Berit Malmberg of Finland, Editor of Publications; Miss Gloria Ordenez de Navarro of Colombia, Representative of Latin America.

The next meeting of the Executive Committee of this association will be held in Prague, Czechoslovakia in June, 1971, and their first International Congress will be held in Tokyo, Japan in 1973 in collaboration with the Fifth International Congress of Neurological Surgery.

Address inquiries for membership to Miss Doris McDonald, Secretary, Staff Nurse - Dept. Neurosurgery, Charles LeMoyné Hospital, Greenfield, Park, Montreal, Canada. Paul Bucy and A. Earl Walker.

The American Association of Neurosurgical Nurses announces the publication of the Journal of Neurosurgical Nursing.

Subscription rates at \$6.00 (U.S. Currency) for the June and December 1970 publications.

Make checks payable to: The Journal of Neurosurgical Nursing and mail to:

Mrs. Grace E. Wineman
Advertising and Subscription Manager
Journal of Neurosurgical Nursing
251 E. Chicago Ave. - Suite 1230
Chicago, Illinois 60611

1970 ANNUAL LISTING OF NEUROSURGICAL SOCIETIES AND THEIR OFFICERS

AFRICA

Society of Neurosurgeons of South Africa

President: J. F. P. Erasmus, 333 Clark Road, Durban
Secretary: M. J. Joubert, 333 Clark Road, Durban
Delegates: K. L. Allen and E. M. Kerr
Membership: 28

AUSTRALASIA

Neurosurgical Society of Australasia

President: T. A. R. Dinning, 254 North Tce., Adelaide 5000
Secretary: D. A. Simpson, 254 North Tce., Adelaide 5000
Delegates: T. A. R. Dinning and K. C. Bradley
Membership: 43

EUROPE

Groupement Belge de Neurochirurgie-Belgische Vereniging voor Neurochirurgie

President: R. van den Bergh, Heideberstraat 248, Kessel-Lo
Secretary: R. Gonsette, Bld. St. Michel 76, Bruxelles 4
Delegates: G. R. Hoffman and J. Brihaye
Membership: 19

Society of British Neurological Surgeons

President: J. E. A. O'Connell, St. Bartholomew's Hospital, West Smithfield, London
E. C. 1
Secretary: J. M. Potter, The Radcliffe Infirmary, Oxford
Delegates: J. E. A. O'Connell and J. M. Small
Membership: 95

Czechoslovakian Neurosurgical Society

President: R. Petr, Neurosurgical Clinic, Hradec Kralove
Secretary: R. Malec, Neurosurgical Clinic, Hradec Kralove
Delegates: V. Benes and Z. Kunc
Membership: 25

Deutsche Gesellschaft für Neurochirurgie

President: H. W. Pia, Neurochirurgische Universtatsklinik, 6300 Giessen
Secretary: K. Schurmann, Langenbeckstr. 1, 65 Mainz
Delegates: H. Kuhlendahl and H. W. Pia
Membership: 214

Societe de Neurochirurgie de Lange Francaise

President: J. Lepoire, 45 Rue H. Poincare, Nancy
Secretary: M. David, 4 rue de Galliera, Paris 16
J. P. Constans, 51 rue de la Fontaine, Paris
Delegates: J. Lepoire and E. Laine
Membership: 90

Societe Italiana di Neurochirurgia

President: G. Morello, via G. Celoria 11, Milano
Secretary: B. Guidetti, Viale dell'Universita 30, Rome
Delegates: P. Frugoni and G. Morello
Membership: 129

Sociedad Luso-Espanola de Neurocirugia

President: S. Ucar, Avad. Calvo Sotelo 34, Zaragoza, Spain
Secretary: S. Obrador, Eduardo Dato 23, Madrid 10, Spain
Delegates: S. Obrador and A. de Vasconcellos Marques
Membership: 106

Nederlandse Vereniging van Neurochirurgen

President: A. van der Zwan, Kuyterhuyslaan 11, Zwollerkerspel
Secretary: A. J. M. van der Werf, Parnassusweg 183, Amsterdam-Z
Delegates: W. Noordenbos and H. Verbiest
Membership: 31

Nordisk Neurokirurgisk Forening

President: N. Lundberg, Neurokirurgiska Kliniken, Lanslasarettet, Lund, Sweden
Secretary: B. Broager, Bispebjerg Hospital, Copenhagen, Denmark
Delegates: G. af Bjorkesten and N. Lundberg
Membership: 89

Osterreichische Arbeitsgemeinschaft fur Neurochirurgie

President: H. E. Diemath, Neurochirurg. Abt. Salzburg
Secretary: W. af Kollar, Neurochirurg Abt. Salzburg
Delegates: H. E. Diemath and W. af Koller
Membership: 30

Polskie Towarzystwo Neurochirurgow

President: A. Kunicki, Klinika Neuroshirurgii, Akademii Medycznej, Botaniczna 3,
Krakow
Secretary: H. Kozniewska, Klinika Neurochirurgii, Akademii Medycznej, Staszica 16,
Lublin
Delegates: H. Powiertowski and L. Stepien
Membership: 124

Vereinigung Schweizer Neurochirurgen Association des Neurochirurgiens Suisses

President: E. Zander, Hopital Cantonal Universitaire, 1011 Lausanne
Secretary: R. Campiche, Hospital Cantonal Universitaire, 1011 Lausanne
Delegates: H. Markwalder and E. Zander
Membership: 22

Neurosurgical Society of the U.S.S.R.

President: A. Arutiunov, Inst. of Neurosurgery, 5th Tverskaya-Yamskaya st. 5,
Moscow D-47
Secretary: A. A. Schlikov, 5th Tverskaya-Yamskaya 5, Moscow D-47
Delegates: V. Nikolsky and A. Arutiunov
Membership: 50

Yugoslav Association of Neurosurgeons

President: S. Kostic, Direktor, Neurochirurska Klinika, Visegradska ul 26, Belgrade
Secretary: G. Steifel, Medicinska Adademi, Pasterova ul 2, Belgrade
Delegates: S. Kostic and M. Kozic
Membership: 40

FAR EAST

Japan Neurosurgical Society

President: H. Handa, University of Kyoto, Kyoto, Japan
Secretary: K. Sano, University of Tokyo, Tokyo
Delegates: K. Sano and K. Tanaka
Membership: 247

Korean Neurosurgical Society

President: Chu Kul Lee, Lee's Neurosurgical Clinic, Seoul
Secretary: J. K. Kim, Su Do Medical College, Seoul
Delegates: Chu Kul Lee and Bo Sung Sim
Membership: 69

INDIA

Neurosurgical Section of the Neurological Society of India

President: B. D. Rao, 73/2 East Marr Edpally Secunderabad, Andhra Pradesh
Secretary: B. Ramamurthi Government General Hospital, 2nd Main Road, C. I. T. Colony, Madras 4
Delegates: B. Ramamurthi and P. N. Tandon
Membership: 58

MIDDLE EAST

The Middle East Neurosurgical Society

President: N. O. Ameli, 15 Khiaban Jami, Teheran, Iran
Secretary: F. S. Haddad, Orient Hospital, Beirut, Lebanon
Delegates: N. O. Ameli and A. El-Banhawy
Membership: 38

NORTH AMERICA

The Canadian Neurosurgical Society

President: C. W. Taylor, 63 Academy Med. Bld., Calgary Alberta
Secretary: G. B. Thompson, Fairmont Med. Bld., 750 W. Broadway, Vancouver 9, B.C.
Delegates: C. Drake and J. Sirois
Membership: 94

Sociedad Mexicana de Cirugia Neurologica

President: J. M. Sanchez Cabrera, Tonalá 15 4 piso, Mexico 7, D.F.
Secretary: D. Gonzalez G. Apartado Postal 12-779, Mexico 12, D.F.
Delegates: H. Guzman-West and M. Ramos-Murguia
Membership: 47

U.S.A.

American Academy of Neurological Surgeons

President: R. Pudenz, 744 Fairmont Ave. Pasadena, California
Secretary: B. C. Pevehouse, 2000 Van Ness, San Francisco, California
Delegates: H. Brown
Membership: 74

The American Association of Neurological Surgeons

(founded as The Harvey Cushing Society in 1931)

President: A. E. Walker, 601 N. Broadway, Baltimore, Maryland
Secretary: W. Meacham, Vanderbilt Univ. Hospital, Nashville, Tennessee
Delegates: W. B. Scoville and H. J. Svien
Membership: 1028

Congress of Neurological Surgeons

President: J. M. Thompson, 1955 Blossom Way S., St. Petersburg, Florida
Secretary: B. S. Patrick, Univ., Medical Center, Jackson, Mississippi
Delegates: R. L. DeSaussure, E. C. Weiford, A. R. Tyrer, Jr. (Alternate)
Membership: 1099

*change
Tyrer &
Mackay
Boyd
Alternate*

Neurosurgical Society of America

President: C. H. Davis Jr., Bowman Gray School of Medicine, Winston-Salem,
North Carolina
Secretary: W. F. Collins, Yale-New Haven Hospital, 789 Howard Ave., New Haven,
Connecticut
Delegates: B. Selverstone and R. K. Thompson
Membership: 93

Society of Neurological Surgeons

President: W. H. Sweet, Mass. General Hospital, Boston, Mass.
Secretary: W. E. Hunt, 410 W. 10th Ave., Columbus, Ohio
Delegates: L. A. French and R. C. Schneider
Membership: 95

SOUTH AMERICA

Asociacion Argentina de Neurocirugia

President: R. Barcelone, San Luis 3390, Rosario, Sante Fe
Secretary: L. Garroti, Casilla de Correo No. 1936, Correo Central, Buenos Aires
Delegates: R. Carrea and J. Carlos Christensen
Membership: 89

Sociedade Brasileira de Neurocirurgia

President: J. Martins Vianna, R. Cons, Alves Ferreira 48, Salvador, Bahia-Brazil
Secretary: Dival Porto, Avenida Sete de Setembro 241, Salvador, Bahia-Brazil
Delegates: J. G. Albernaz and R. T. Barbosa
Membership: 67

Sociedad de Neurocirugia de Chile

President: M. Donoso, Hospital Regional, Concepcion
Secretary: A. Matus, Instituto de Neurocirugia, Santiago
Delegates: J. Fierro and L. Basauri
Membership: 31

Sociedad Neurological de Colombia

President: J. Mora-Rubio, Cra. 13 No. 49-40, Bogota, D. E.
Secretary: M. S. Gutierrez B, Calle 47 No. 9-13, Bogota, D.E.
Delegates: M. R. Palacios and J. G. Gonsales
Membership: 27

Peruvian Society of Psychiatry, Neurology and Neurosurgery (Neurosurgical Section)

President: J. Mariategui Camana 773, Lima
Secretary: E. S. Morzan, Camana 773, Lima
Delegates: J. Franco Ponce and E. Rocca
Membership: 32

Sociedad Venezolana de Neurocirugia

President: A. Krivoy, Hospital de Ninos San Bernardino, Caracas
Secretary: L. A. Russian, Instituto Diagnostico, San Bernardino, Caracas
Delegates: R. Castillo and A. Martinez-Coll
Membership: 27

NEW SOCIETIES

EUROPE

Societe Francaise de Neurochirurgie

President: J. Lepoire, 45 rue H. Poincare, 54 Nancy
Secretary: B. Pertuiset, 53 Avenue Montaigne, Paris 8e
Delegates: J. Lepoire and J. de Rougemont
Membership: 78

Greek Neurosurgical Society

President: V. Griponissiotis, 26 Patr. Joakim, Athens, Greece
Secretary: Z. Kapsalakis, II Patriarchou Ioakim St., Athens 139
Delegates: V. Griponissiotis and D. Economos
Membership: 16

MIDDLE EAST

Egyptian Society of Neurological Surgeons

President: S. Boctor, 28 Said 1st Street, Alexandria, U.A.R.
Secretary: O. Sorour, 2 Sharif Pasha St., Cairo
Delegates: S. Boctor and O. Sorour
Membership: 20


Turkish Neurosurgical Society

President: F. Berkay, Taksim Talimhare Receppasa cad. Oner palas, Daize 3, Istanbul
Secretary: H. Gokay, Bakirkoy Akil ve Sinir Hastahanesi, Norosirurgji Sefi, Bakirkoy,
Istanbul
Membership: 27

INSTRUMENTATION FOR TRANS-SPHENOIDAL MICROSURGICAL HYPOPHYSECTOMY

Dr. Jules Hardy F.R.C.S. (C), F.A.C.S.
Neurosurgical Service, Notre Dame Hos-
pital and University of Montreal.

Development of new instruments for
hypophysectomy has been considerably
helped by television fluoroscopy and
microsurgical techniques now available
to surgeons.



Illustrated here are four of these instruments:

J 366-10 Hardy's Modified Cushing Bi-Valve
Speculum

J 366-20 Hardy's Sickle for Dissection

J 366-22 Hardy's Fork with bayonet handle

J 372-01 Angell James Punch Forceps

Full detail on hypophysectomy instrumen-
tation and surgical technique is outlined in
an illustrated booklet available from DOWNS.

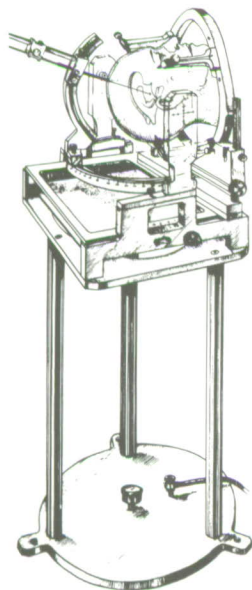
DOWNS

DOWNS SURGICAL INC.

655 73rd STREET □ NIAGARA FALLS □ NEW YORK 14304

In Canada - Down Bros and Mayer & Phelps Ltd., 410 Dundas Street West, Toronto 2B, Ontario.

In England - Down Bros and Mayer & Phelps Ltd., Church Path, Mitcham, Surrey.



STEREOTAXIC INSTRUMENTS

For Research

and Surgery

Trent H. Wells Jr.

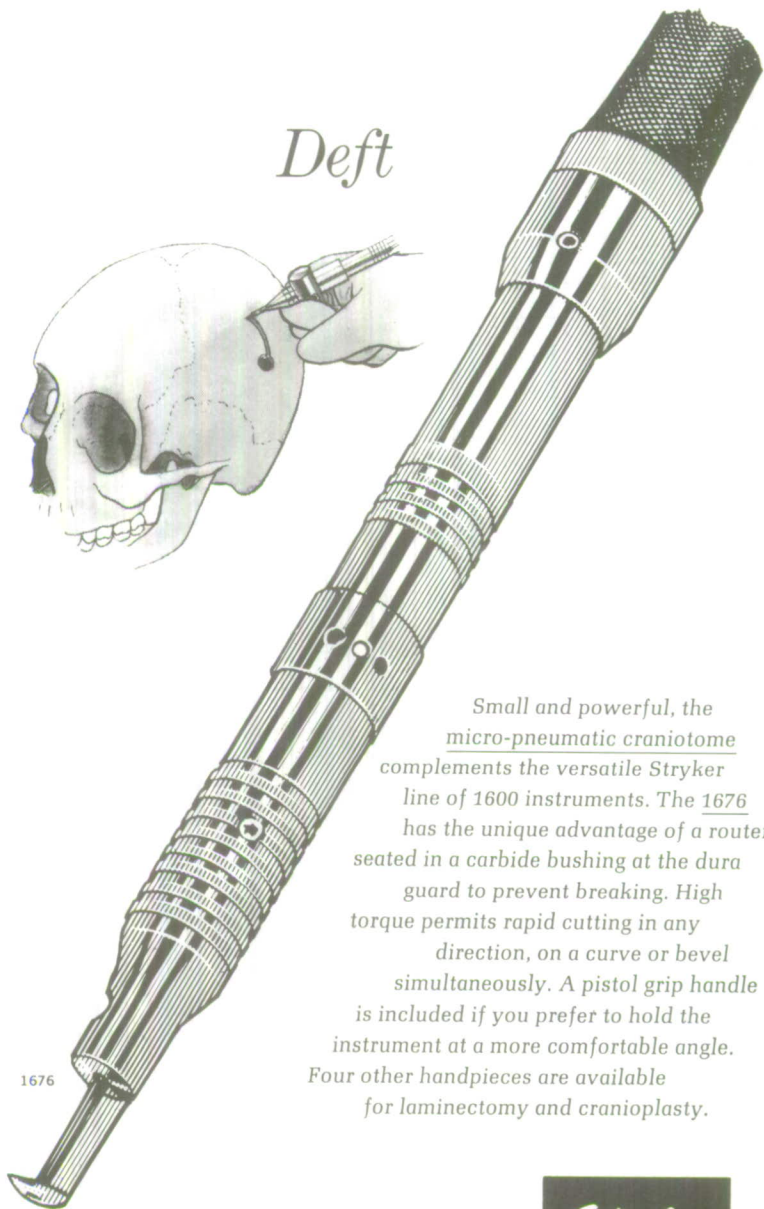
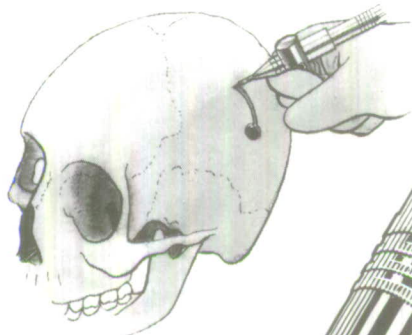
MECHANICAL DEVELOPMENTS CO.

8120 OTIS STREET

SOUTH GATE, CALIFORNIA 90280

TODD-WELLS STEREO INSTRUMENT

Deft



1676

Small and powerful, the micro-pneumatic craniotome complements the versatile Stryker line of 1600 instruments. The 1676 has the unique advantage of a router seated in a carbide bushing at the dura guard to prevent breaking. High torque permits rapid cutting in any direction, on a curve or bevel simultaneously. A pistol grip handle is included if you prefer to hold the instrument at a more comfortable angle. Four other handpieces are available for laminectomy and cranioplasty.

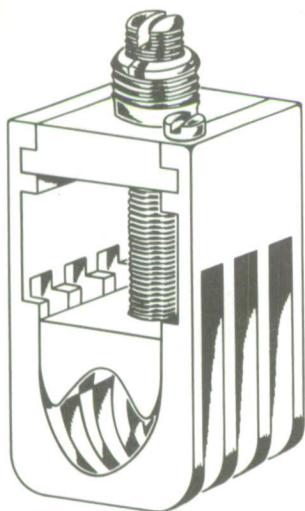
Write for detailed brochure.

STRYKER CORPORATION, KALAMAZOO, MICHIGAN

Stryker

KINDT CAROTID ARTERY CLAMP

A Linear Diameter Reduction Clamp



Size 4X

*A New Principle of Gradual
Occlusion to allow Progressive
Development of Collateral
Circulation during Occlusion*

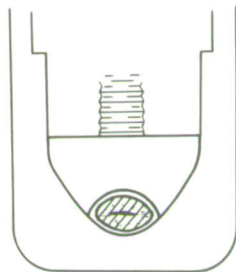
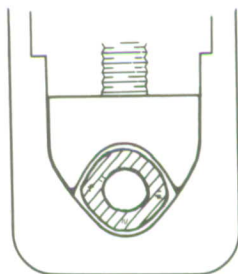
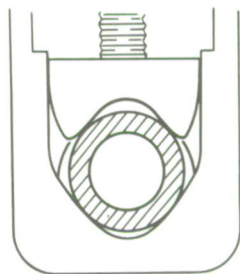
When the area of an arterial lumen is decreased linearly, there is no change in blood flow until the lumen is markedly constricted. Any further reduction in area beyond this critical level of stenosis produces a precipitous fall in blood flow.

Clamps currently used for gradual arterial occlusion work on the principle of linear area reduction. Because flow is reduced only during the last turn of the clamp, there is often no stimulus for development of collateral blood flow and there is the danger of producing a neurological deficit.

Clamps have now been developed that reduce the diameter linearly instead of the area. These clamps, when tested, produced a more gradual flow reduction during the latter part of the occlusion than during the earlier part and because of fluid flow characteristics, it is only during the last part of the occlusion that flow is affected.

Ref.: *Jour. of Neuro.*, April, 1969, Vol. XXX, No. 4, pgs. 508-510.


Glenn W. Kindt, M.D., The University of Michigan Medical Center, Section of Neurosurgery, University Hospital.



GAMBALE & MERRILL CORPORATION

Manufacturers of Finely Crafted Surgical Instruments

P. O. BOX 237, BOSTON, MASSACHUSETTS 02127
617 - 268-6700



An up-to-date research series for every Neurosurgeon

Progress in Neurological Surgery

Edited by H. Krayenbühl, Zurich; P.E. Maspes, Milan and W.H. Sweet, Boston

Assistant Editors: P. Paoletti, Milan and R.L. Wright, Boston

Contents of
Volume 3:

W.B. Hamby (Cleveland, O.): Intracranial Surgery for Aneurysms — G.T. Tindall and G.L. Odom (Durham, NC): Treatment of Intracranial Aneurysms by Proximal Carotid Ligation — W.M. Loughheed and B. Marshall (Toronto): The Place of Hypothermia in the Treatment of Intracranial Aneurysms — P.S. Slosberg (New York, NY): The Current Status of Medical Treatment of Intracranial Aneurysms — A. Uihlein and J.D. Michenfelder (Rochester, MN): Profound Hypothermia in Neurological Surgery — L.A. French and S.N. Chou (Minneapolis, MN): Conventional Methods of Treating Intracranial Arteriovenous Malformations — A.J. Luessenhop (Washington, DC): Artificial Embolization for Cerebral Arteriovenous Malformations — J. Gerlach (Würzburg): Intracerebral Hemorrhage Caused by Microangiomas — A. Richardson (Wimbledon): Surgical Therapy of Spontaneous Intracerebral Hemorrhage
437 pages, 141 figures, 1969. SFr. 95.—

Previously
published volumes:

Volume 2: with 7 contributions in English: 416 pages, 104 figures, 1968. SFr. 85.—

Volume 1: with 7 contributions in English: 321 pages, 142 figures, 1966. SFr. 64.50

In preparation:

Volume 4: „Neurosurgical Management of Congenital Abnormalities“ (to be published in 1970)




All volumes are distributed in North & South America, Australia, Japan, New Zealand, Taiwan and the Philippines by **Year Book Medical Publishers, Inc.**, 35 East Wacker Drive, Chicago, IL 60601.

Orders from all other countries should be sent to: **S. Karger**, 4000 Basel 11 (Switzerland) Arnold-Böcklin-Strasse 25

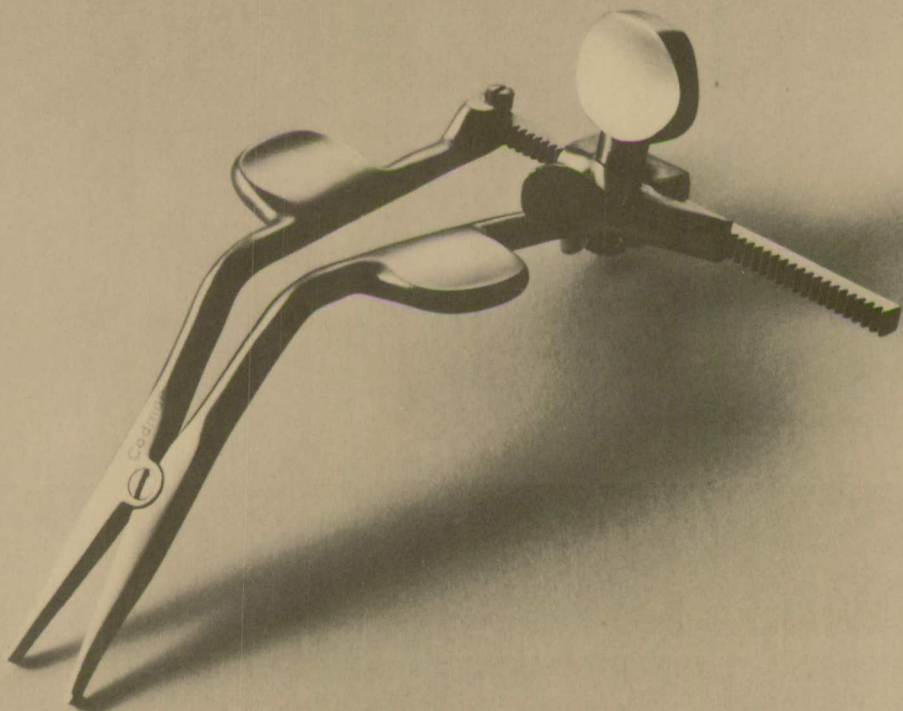
Opens smoothly, precisely,
and locks in position.
Grips firmly with undercut
teeth. Makes the entire
procedure easier.
And our complete Cloward
set has 15 new instruments,

14 redesigned instruments,
and this new autoclavable
stainless steel case.
Codman & Shurtleff, Inc.,
Randolph, Mass. 02368

Codman.



*Trademark



Our new Cloward cervical vertebrae spreader is stronger, wider, surer.

*This bulletin will be distributed
to all members of
national and international
neurosurgical societies.*