

# Joint Section on Tumors Newsletter

American Association of Neurological Surgeons  
Congress of Neurological Surgeons

---

Raymond Sawaya, MD, Editor

September 1992

---

## CHAIRMAN'S MESSAGE

by *Dennis E. Bullard, MD*

Since its origin, the Joint Section on Tumors has evolved to become the largest national organization devoted to neuro-oncology and is the largest joint section. The Section has attempted the different task of balancing its programs to include both basic research and clinical topics. Over the past two years, several major projects have been completed, including the establishment of the Preuss Resident's Research and the Mahaley Clinical Award, which are presented at each National Meeting. The Section has also developed an up-to-date listing of brain tumor support groups, and has developed a newsletter, which you are now reading and which provides an excellent ongoing review of progress in this area. At the time of our next newsletter, we will also be distributing copies of the "Directory of Patient Educational Materials for Brain Tumor Patients," published by The American Brain Tumor Association.

The Section is currently addressing both new and old projects. Dr. Michael Prados, Associate Professor and Head of Neuro-oncology at the University of California, San Francisco, as chairman of one of our task forces, is attempting to develop a proposal for the uniform staging of CNS tumors. Representatives from multiple disciplines and organizations are involved. The initial project will include astrocytic tumors. A successful outcome would impact on all disciplines and would likely serve as the model for future uniform

staging projects. This ambitious project will hopefully show fruition within the next 10 to 12 months.

Dr. Mark Bernstein and Jim Rutka have agreed to take on two new major projects. The first of these will be abstracting into a workable form the active brain tumor protocols in North America. The second will be assembling a list of all available neuro-oncology fellowships. It is anticipated that both projects will result in publications in addition to separate pamphlets which can be distributed to the membership of the Section.

The following newsletter reflects the level of activity of the Section. A tremendous amount of time and energy has been expended by the committee chairmen involved. The Joint Section wants to remain receptive to the needs of its members. I would encourage any member or individual who wishes to participate in the Section or who has specific suggestions to contact me directly.

Dennis E. Bullard, MD, Chairman  
Joint Section on Tumors - AANS and CNS

## MOSES STEPHEN (STEVE) MAHALEY, JR., MD, PhD

by *Darrell Bigner, MD, PhD*

Dr. Moses Stephen Mahaley, Jr., an internationally known neurosurgeon, died March 8, 1992, at his home in Maggie Valley, NC, of cancer. Dr. Mahaley attended Charlotte College and Wake Forest College and graduated from Duke University with his M.D. in 1959. Early on, he developed an interest in neurosurgery, but also attained a PhD at Duke as well in anatomy in 1959. His success in doing so led to the development, at Duke, of one of the first MD-PhD programs for training physician scientists in the nation. Dr. Mahaley chose his work in anatomy because, at that time, he, Dr. Barnes Woodhall, and Dr. Guy Odom were doing some of the first arterial infusions of chemotherapy for brain tumors in the country. Dr. Mahaley completed

an internship and residency in Neurosurgery at Duke in 1965 and won the first of many awards, the Resident's Award for research from the American Academy of Neurological Surgeons. Other national and international awards followed throughout his career. He was a member of Phi Beta Kappa and Alpha Omega Alpha and the founder and a member of the Odom-Woodhall legion, a group of eminent neurosurgeons trained by Drs. Odom and Woodhall. In 1985 he received the National Farber Award from the American Academy of Neurology for outstanding research in brain tumors. From the University of Charlotte, he received the Distinguished Alumnus Award in 1986, and, in

*(continued on page 2)*

## Obituary for Moses Stephen Mahaley, Jr., MD, PhD

(continued from page 1)

1991, was elected to the Alumni Hall of Fame and accepted the Distinguished Service Award.

After a rapid rise at Duke through the ranks of academic medicine from Assistant Professor in Neurosurgery to Associate Professor, Dr. Mahaley decided to venture out and establish a division of Neurosurgery, which he did at the University of North Carolina in Chapel Hill in 1977. During his nine-year tenure there, in addition to many research accomplishments, he developed that program into one of the outstanding training programs for young neurosurgeons in the United States. In 1986, having accomplished much at Chapel Hill, Dr. Mahaley moved on to the University of Alabama at Birmingham where, again, he created a program of national prominence. From there, he retired to his home in Maggie Valley in 1989 to enjoy his family and wide-ranging interests, among them bird-watching and hiking.

As a physician-scientist, Dr. Mahaley was universally regarded with high esteem for his personal integrity, his compassionate care of patients, and his dedication to clinical investigation and training young people to carry on the fight against brain tumors. In each of the places he practiced, he attracted a large number of patients from across the nation and even abroad. In addition to the numerous patients he cared for personally, he maintained a large and well-organized research team investigating both aspects of brain tumor biology aimed at improving diagnosis and treatment and clinical aspects as well. His research accomplishments pioneered the fields of immunology and immunotherapy of brain tumors. He developed many types of chemotherapy that gave high quality remission for months and sometimes years to patients. His Phase II studies were

scientifically impeccable and credible, and because of his intellectual honesty, others knew they would work.

Dr. Mahaley took his responsibilities in training the future generation of clinical neurosurgeons and physician-scientists extremely seriously. Many of his students will carry with them the skills and information that he imparted. He laid the foundation, both in his work and in his trainees, for truly significant advances in brain tumor treatment to emerge in this generation and in generations to come.

A prolific writer, Dr. Mahaley published more than 165 high quality, full-length papers, reviews, and chapters in scientific journals. He published a large number of abstracts, made presentations at national and international meetings, and was a Visiting Professor at most of the important universities in the country.

Dr. Mahaley was extremely active in all of the national neurosurgical societies. He was President of the North Carolina Neurosurgical Society, Chairman of many committees of the American Association of Neurological Surgeons, a member and ultimately Chairman of the Board of Directors of the American Association of Neurological Surgeons, on the editorial board of most of the neurosurgical journals in the country, and President of the Southern Neurosurgical Society.

Colleagues and friends of Moses Stephen Mahaley, Jr., pay tribute to his intelligence, his research skills, his compassionate care of patients, his devotion to training the next generation of young neurosurgeons, both as doctors and as researchers, and his devotion to wife and family. He will not die, but will live on in the inspiration he generated on those who knew him. He was a living example of what can be attained through love of God and family and through adherence to the highest ideals of profession, humanity, and deeply-held religious faith.

## THE MINUTES FOR THE EXECUTIVE COMMITTEE OF THE JOINT SECTION ON TUMORS

April 14, 1992 • Moscone Convention Center • San Francisco, California

by Peter Black, MD, PhD

The Executive Committee of the Joint Section on Tumors met on Tuesday, April 14, 1992 from 1:00-2:30 pm. Attending were Drs. Dennis Bullard, Peter Black, Mark Rosenblum, Michael Walker, Laligam Sekhar, Raymond Sawaya, John Walsh, Eben Alexander III, Mark Bernstein, Paul Kornblith, Robert Morantz, Joseph Piepmeier.

The minutes of the previous meeting were accepted as read.

### Secretary/Treasurer's Report

The Section continues in strong financial shape with an accumulation of \$9,755 net revenue in 1991. Total assets of the group December 31, 1991 were \$60,953 and \$71,889 by March 31, 1992 (Figure 1). The major source of revenue is membership dues. The Section is the largest of the joint sections with dues \$75.00 for active and international members, and \$37.50 for adjunct members. The overall

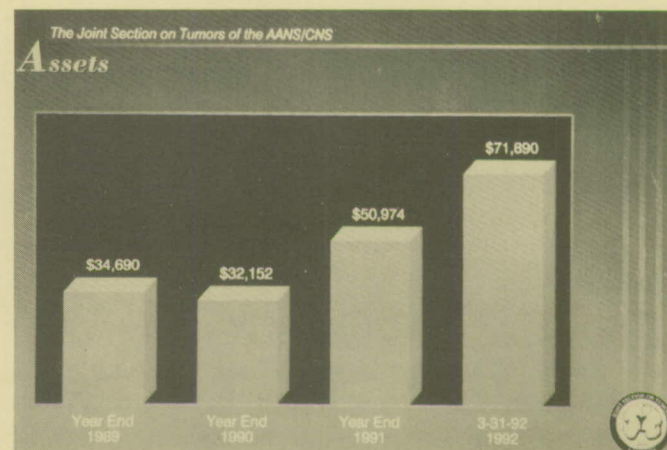


Figure 1

(continued on page 3)

## Minutes for the Executive Committee of the Joint Section on Tumors . . .

(continued from page 2)

trend has been that the revenues have kept well ahead of expenses. In 1991 the year end budgeted revenue was \$33,500 and the actual revenue was \$48,356; expenses were \$25,566 budgeted and \$38,611 spent (Figure 2). Expenses included honoraria, professional services, posters, distribution dues of publications, and staff compensation. A detailed comparison of budget and expenses was done. Dues and publications exceeded budget by \$2,000 because of reprinting of a monograph by Steve Mahaley. Food and beverages, honoraria and awards, office supplies, postage and distribution, and printing and production were all below budget. Professional services, staff compensation, telephone, telefax were approximately on target. In the fall there will be a \$12,000 item added to the budget for the purchase of mailing of "Cancergrams." Again it was emphasized that we must continue to provide members with what they wished to maintain a strong section.

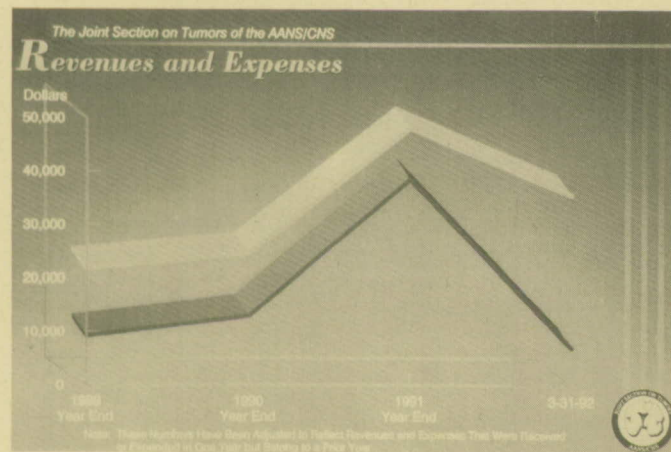


Figure 2

Thirteen committee reports were heard.

### Awards Committee

The Awards Committee confirmed that Dr. Rosenblum would obtain the Distinguished Service Award at this meeting. The Mahaley Award was given to Dr. Robert A. Sanford and the Preuss Award was given to Dr. Douglas L. Brockmeyer. Both recipients have been notified and the certificates made. The letters requesting funding for the Mahaley award would be sent out within the next month by Dr. Bullard.

### Nominating Committee

Names were solicited for two members at large to be put forward for Nominating Committee Membership. These were to be submitted to Dr. Rosenblum, the chairman of the committee.

### Membership Committee

Dr. Sekhar illustrated the continued growth of the Section with 509 active members, 46 adjunct members, 48 international members, 24 resident members and 3 honorary members. He announced that the new poster for the section had been created with the help of the AANS office. It was felt that the names of the officers and section chairmen should be added to the poster. Dr. Sekhar also pointed out that the logo that we presently have does not include the

spinal cord and that perhaps a logo that had slightly more emphasis on the spine would be appropriate. He will prepare some examples for the next meeting.

Dr. Victor Levin appeared before the committee to discuss the possibility of creating a much stronger role for the Adjunct Membership in the Section. He pointed out that there was presently no group which spoke for brain tumors as a whole in the country and that this section might well consider taking a leadership role in creating such a group. His proposal was that the Joint Section on Tumors continue to be the group directly responsible for this and it was decided that this proposal should be discussed by each of us at our individual institutions. In addition, the responses of the radiation oncologist and others should be brought back to the group at the next meeting.

Dr. Sekhar also asked whether the bylaws could be changed to allow only one sponsor for an International Member. This will be evaluated by the Bylaws Committee. He also suggested that a survey should be done of members to establish what services and what future programs they might want to see and it was decided that such a questionnaire will be prepared by Dr. Sekhar and Dr. Bernstein.

### Task Force Committee

The Task Force Committee under Dr. Rosenblum now has seven task forces. Spine, chaired by Carole Miller; Radio-surgery, by Dade Lunsford; Clinical Protocols, by Dennis Bullard; Tumor Grading, by Michael Prados; Neuro-Oncology, by Victor Levin; Skull Base, by Jon Robertson; and a Patient Support Group, by Sharon Lamb.

### Program Committee

The Program Committee announced that during the CNS meeting the program will be as follows:

Introduction by Dr. Frances Conley

2:45-3:00 the Preuss Research Award

3:00-3:15 the Mahaley Clinical Research Award

3:00-4:15 Symposium on: Gliomas - Local or Diffuse Disease?

Pathology

- Peter Burger

Clinical Success of Aggressive Local Therapy

- Eben Alexander III

- Philip Gutin

Biology - Invasiveness

- Mark Rosenblum

### International Committee

The International Committee had no report.

### Membership Services Committee

The Membership Services Committee report by Dr. Bernstein discussed PDQ abstracting for the Newsletter. It was felt that this should be done, if possible, at least once a year and perhaps that the resulting listing could be published in "Neurosurgery" as well as in the newsletter.

### Newsletter Committee

The Newsletter Committee was commended on its fine production.

### Publications Committee

The Publications Committee noted that the symposium on New Technology in Neurosurgery from the last meeting will be mailed out this next month and that the posterior fossa syllabus will be mailed out within the next two months.

(continued on page 4)

## DISTINGUISHED SERVICE AWARD

by Raymond Sawaya, MD



Mark Rosenblum and Family

The Distinguished Service Award was given to Dr. Mark Rosenblum during the Joint Section on Tumors meeting in San Francisco in April, 1992. Dr. Rosenblum has earned

the high esteem of his colleagues and Joint Section members for his outstanding efforts in establishing the Section and helping it expand to become the largest Joint Section within our parent organizations. Dr. Rosenblum was joined by his wife and two children as he was being honored with this certificate.

---

### Minutes of the Executive Committee of the Joint Section on Tumors . . .

(continued from page 3)

#### Bylaws Committee

The Bylaws Committee had no report, but Dr. Michael Walker will take over as chairman of this committee. Dr. Patrick Kelly was thanked for his work.

#### Pediatrics Committee

The Pediatrics Committee had no report.

#### Resources Committee

Dr. Alexander presented the listing of possible funding for tumor research and added that it would be part of the newsletter. It was also requested that he write the Preuss Foundation for its annual support, giving the name of the present recipient of the award.

#### New Business

New task forces were suggested for three areas. The first is in the area of self assessment. The function of this task force would be to create questions for the development of SANS V, which Dr. Alexander was asked to chair. The second would evaluate volume performance standards for surgery. Lastly, an NIH consensus panel committee is to be chaired by Dr. Rosenblum.

The Policies and Procedures Handbook was reviewed and accepted.

Finally, the issue of sponsored workshops in techniques in tumor surgery through the professional development course of the AANS was raised by Dr. Bullard. It was felt that these could be carried out at St. Louis University and that we should consider what programs we would like to initiate. Dr. Bullard was particularly enthusiastic about the possibilities of developing ongoing programs.

The meeting adjourned at 2:30 PM.

## MAHALEY CLINICAL AWARD PAPER

by Robert Sanford, MD

### "Effect of Gross Total Resection on Malignant Brain Tumors of Infancy"

Robert Sanford, MD; Jeffrey Krischer, PhD;  
Patricia Duffner, MD; Larry E. Kun, MD (Memphis, TN);  
Peter C. Burger, MD (Durham, NC)

A multivariate analysis of the results of a multicenter Pediatric Oncology Group (POG) study treating children less than 3 years of age with malignant brain tumors revealed that gross total surgical resection was the most significant therapeutic modality. Of all childhood brain tumors, 13% occur in children under 3 years of age. The survival rate in this group of children with malignant tumors is significantly poorer than in older children. Due to the severity of the neurotoxicity of radiotherapy in younger children, many centers reduce the dose of irradiation, which further decreases the overall survival time.



The Mahaley Clinical Research Award was presented to Robert Sanford by Dennis Bullard.

After limited pilot studies at POG institutions demonstrated frequent and significant responses to chemotherapy of malignant brain tumors in young children, in 1986 a POG cooperative study was begun. The purpose of the study was to examine the efficacy of chemotherapy in preventing tumor progression until the child was 3 years of age, when a therapeutic dose of irradiation could be given. Alternating monthly cycles of vincristine plus cyclophosphamide and cisplatin plus VP-16 were given for 12 to 24 months as tolerated. Detailed neuropsychological, endocrinological, growth, and development information was obtained to assess the long-term effect as well as the acute toxicity of treatment.

A gross total surgical resection was achieved in 58 (29%) of 199 children. In the children less than 24 months of age without metastasis at diagnosis, there was a 55% progression-free survival in those with gross total resection as compared to 25% for those with subtotal resection; in the children 24 to 36 months of age, the difference was 90% progression-free survival as compared to 15%. Gross total resection produced a major improvement in survival time regardless of tumor histology.

## PREUSS RESIDENT'S RESEARCH AWARD PAPER

by Douglas Brockmeyer, MD

### "Abnormalities of Chromosome 10 and 17 Correlate with Patients' Age and Survival in Malignant Supratentorial Astrocytomas"

Douglas Brockmeyer, MD; Micam W. Tullous, MD; Carolyn Pedone; Daniel W. Fults, III, MD

Molecular-derived tumor markers might soon lead to an astrocytoma-grading system that accurately depicts tumor behavior and predicts patient prognosis. Molecular tumor markers were sought in 25 supratentorial glioblastomas (GBM) and 14 supratentorial anaplastic astrocytomas (AA). By restriction-fragment length polymorphism (RFLP) analysis, 13 (52.0%) of the GBM's and three (21.4%) of the AA's showed loss of heterozygosity (LOH) for loci on chromosome 10. Chromosome 17p was also examined for LOH using RFLP techniques. In addition, p53 gene mutations on chromosome 17p were sought. Either LOH on chromosome 17p or p53 mutations, or both, were found in 10 (40.0%) of the GBM's and seven (46.7%) of the AA's. Ten patients with LOH on chromosome 10 but without any detectable chromosome 17p abnormality (seven GBM's and three AA's) had a mean age of 60.4 years at the time of tissue sampling and a mean survival period of 7.4 months. Eleven patients with LOH on chromosome 17p and/or p53 gene mutations but no LOH on chromosome 10 (four GBM's and seven AA's) had a mean age of 36.3 years at the time of tissue sampling and a mean survival period of 28.3 months.

These data suggest that, in human malignant supratentorial astrocytomas, chromosome 10 abnormalities alone tend to occur in older patients and are associated with an aggressive tumor and short survival. Chromosome 17p abnormalities,



Dennis Bullard presents Douglas Brockmeyer with the Preuss Residents Research Award.

including p53 mutations, tend to occur in younger individuals and are associated with relatively longer survival, regardless of tumor histology.

## 1992 CNS ANNUAL MEETING PROGRESS

by Frances Conley, MD

### GLIOBLASTOMA REVISITED: DO CLINICAL OBSERVATIONS MATCH BASIC SCIENCE THEORY?

#### Clinical Observations

Focused radiosurgery — Dr. Eben Alexander III  
Interstitial brachytherapy — Dr. Philip Gutin

#### Basic Science theory

Single focus vs. disseminated disease — Dr. Peter Berger  
Factors influencing tumor cell traffic in the CNS — Dr. Mark Rosenblum

The title for this symposium was chosen because there has been some therapeutic efficacy against glioblastoma and with patients living longer the basic biology of these tumors may need to be reassessed. The speakers of the symposium will provide provocative thinking and hypotheses which should stir some lively debate. The remainder of the pro-

gram will consist of a collection of submitted papers which have been carefully chosen to represent a mix of basic scientific tumor research and clinical aspects of handling patients with brain tumors. A highlight of the session will be the presentation of the Preuss resident award paper and the Mahaley award for the best clinical paper.

## INTERNATIONAL COMMITTEE REPORTS

### NEWS FROM AUSTRALIA

by Andrew Kaye, MD

The Australian Brain Tumor Register continues to accrue cases and at present an analysis is being undertaken of the patterns of practice of treatment of cerebral tumors in Australia. The overall incidence for brain tumors reported to the Register continues at 9.12 per hundred thousand population per year and for spinal cord tumors 0.3 per hundred thousand population per year. 57% of patients with malignant glioma had post-operative radiotherapy and only 2% received chemotherapy.

Forthcoming brain tumor meetings include a Neuropathology Conference in Sydney (16th-19th June), the Neurosurgical Society of Australasia meeting in Townsville (27th July-1st August) and a Skull Base Workshop in Sydney during October.

### NEWS FROM SWITZERLAND

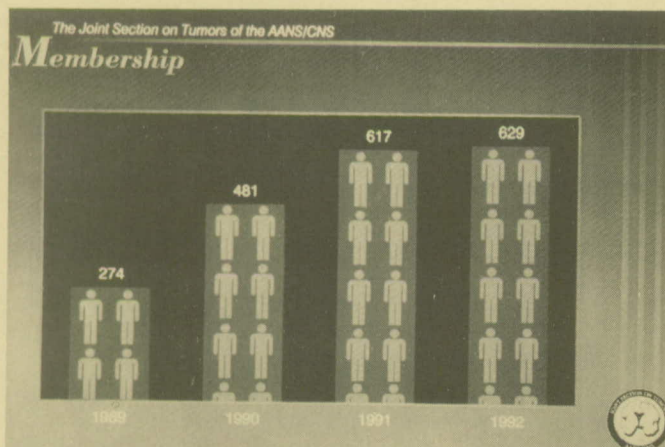
by Nick de Tribolet, MD

The WFNS Brain Tumors Committee has set up a course in Neuro-Oncology to take place in India between January 10 and January 17, 1993.

## MEMBERSHIP REPORT

by L. Sekhar, MD

The current membership statistics of the Tumor Section are enclosed. There is no new information. We are considering the conversion of some active members to honorary members after their retirement from the neurosurgical practice. This will be discussed in our next Executive Committee meeting.



TYPE OF MEMBERSHIP	TOTAL # OF MEMBERS
ACTIVE	509
INTERNATIONAL	47
RESIDENT	28
ADJUNCT	52
HONORARY	3
<b>TOTAL</b>	<b>639</b>

## BRAIN TUMOR SUPPORT GROUPS

by Sharon Lamb, RN

A support booklet will be reprinted this fall to be available by November. There are some deletions of groups and I'm happy to say many new groups to welcome. They are:

- 1) Fresno, CA:  
Paula Murrler ..... (209) 449-3000
- 2) Santa Rosa/Petaluna, CA:  
Jane Robbitt, RN ..... (415) 476-2966/9382
- 3) Stockton, CA:  
Jim Linderman ..... (209) 467-6550
- 4) Denver, CO:  
Betty Owens, MSN ..... (303) 270-5652
- 5) Washington, DC:  
Margaret Fiote, RN ..... (202) 994-4035
- 6) Winfield, IL:  
Deborah Brunell, RN ..... (708) 682-1600
- 7) University of Chicago:  
Les McRae, MSW ..... (312) 702-6800/6325
- 8) Indianapolis, IN:  
Lisa Peters, RN ..... (317) 577-3900
- 9) Grand Rapids, MI:  
Martie Ruble, RN ..... (616) 774-7389
- 10) Billings, MT:  
Nancy Elzhart, PhD ..... (406) 656-0781
- 11) New Jersey:  
Patti Phillips, RN ..... (908) 668-0650
- 12) Columbus, OH:  
Cheryl Newton ..... (614) 293-8000 (Beeper 4957)
- 13) Memphis, TN:  
Pat Blissitt, MSN ..... (901) 277-2727
- 14) Houston, TX:  
Maria Socci, RN ..... (713) 792-6605
- 15) San Antonio, TX:  
Mrs. Greta Ford ..... (512) 617-5300/4720
- 16) Wauwatosa, WI:  
Celeste Violcensek ..... (414) 259-3055
- 17) More Canadian Groups:  
Contact Brain Research Fund Staff in  
London, Ontario: ..... (519) 667-6603/7394

The National Brain Tumor Foundation announced the dates of their 3rd Biannual Patient/Family/Professional Conference in San Francisco: March 10-13, 1994. Watch for the news of this special event in our "Search" Newsletter.

## NEWS FROM THE AMERICAN BRAIN TUMOR ASSOCIATION

by Naomi Berkowitz

### Brain Tumor Research Fellowships

The American Brain Tumor Association is now accepting applications for fellowships from post doctoral candidates whose intent is to pursue a career in brain tumor research.

The 1993-1995 fellowships offer an award of \$25,000 per annum for two years. The fellowship is intended to provide or augment salary support for the training of a scientist who

(continued on page 7)

## **News from the American Brain Tumor Association . . .**

*(continued from page 6)*

has demonstrated the motivation and potential to conduct laboratory brain tumor research. The ideal applicant will pursue a career in neuro-oncology research.

The deadline for completed applications is January 6, 1993. Awards will be determined by ABTA's Board of Directors based upon recommendations of ABTA's Medical Advisory Council.

The American Brain Tumor Association is currently supporting twelve fellows at institutions around the country. Application forms may be obtained from the ABTA office, 312/286-5571.

### **Central Brain Tumor Registry**

The American Brain Tumor Association is pleased to announce the successful completion of a feasibility study for a Central Brain Tumor Registry of the United States.

Based upon recommendations of Professors William Haenszel and Faith Davis from the University of Illinois School of Public Health, plans are underway to initiate a pilot study for registry development. Working with individual members of the American Association of Central Cancer Registries, incidence data will be collected on all primary central nervous system tumors.

Charter members of the newly formed Board of Directors of the Registry are Darell Bigner, MD, PhD; Steven Brem, MD; Bonnie Feldman; Fred Hochberg, MD; Carol Kruchko; Donald Segal; Mike Traynor.

If you are interested in obtaining a copy of the completed feasibility study, call the American Brain Tumor Association 312/286-5571.

## **THE 5TH CANADIAN NEURO-ONCOLOGY MEETING**

*by Mark Bernstein, MD, FRCS*

The 5th Canadian Neuro-Oncology Meeting was held June 4-7, 1992 at Deerhurst Resort, in the Muskoka Lakes region of central Ontario. The meeting brought together approximately 80 neuro-oncologists and scientists from Canada, United States, Japan, and Europe. The scientific quality of the meeting was excellent and was highlighted by presentations by four eminent guest speakers — Dr. Philip Gutin, Dr. Robert Martuza, Dr. William Shapiro and Dr. Raul Urtasun. A broad number of topics in neuro-oncology were covered and approximately one-third of the platform presentations addressed topics in molecular biology. The 6th Canadian Neuro-Oncology Meeting will be held in Lake Louise, Alberta in May of 1994.

## **TASK FORCE ON STEREOTACTIC RADIOSURGERY REPORT**

*by Dade Lunsford, MD*

A second meeting of the AANS Task Force on Stereotactic Radiosurgery was held in conjunction with the AANS San Francisco Meeting in April of 1992. The Task Force noted the approval by the AANS Board of the summary statement on Stereotactic Radiosurgery. All members of the Task Force have strong liaison relationships with colleagues in neuroradiology, radiation oncology, and medical physics. The Task Force continued to work on a quality assurance draft document, emphasizing the multidisciplinary radiosurgery team at each institution. The Quality Assurance document will be further revised over the course of the next several months in preparation for a meeting of the Task Force in conjunction with the CNS Meeting in Washington, D.C. in 1992. The Task Force members also noted the possibility of further attempts at national funding of brain metastases. The AHCPR has referred funding inquiries regarding radiosurgery to NIH.

### **AWARDS COMMITTEE REPORT**

*by Paul Kornblith, MD and Robert Morantz, MD*

The winner of the 1992 Congress of Neurological Surgeons Preuss Award is Dr. Mark Linsky, a resident at the University of Pittsburgh School of Medicine. His paper is entitled "The Radiobiology of Human Vestibular Schwannoma Xenografts After Stereotactic Radiosurgery Evaluated in the Subrenal Capsule of Athymic Mice."

The winner of the 1992 CNS Mahaley Award for the best clinical paper submitted to this meeting is Dr. Mark Bernstein of the University of Toronto. His paper is entitled "Stereotactic High-Activity Iodine-125 Brachytherapy for Malignant Brain Tumors: The Toronto Experience with 94 Cases."

**See the  
Application for  
Membership Form  
included with this  
newsletter.**

## UPCOMING MEETINGS

by Sam Hassenbusch, MD, PhD

### **Hands-On Stereotactic and Radiosurgery Workshop**

August 20-22, 1992, Los Angeles, CA  
Contact: Lisa Shaker, 300 UCLA Medical Plaza,  
Suite B205, Los Angeles, California 90024-6975,  
Phone: 310-794-1221, Fax: 310-794-7491

### **European Society for Stereotactic and Functional Neurosurgery, 10th Congress**

September 2-5, 1992, Stockholm, Sweden  
Contact: Stockholm Convention Bureau AB, Box 6911,  
S-102 30 Stockholm, Sweden

### **5th International Symposium on Neutron Capture Therapy**

September 13-17, 1992, Columbus, OH  
Contact: Secretariat, NCT, Parks Hall,  
500 West 12th Avenue, Columbus, Ohio 43210,  
Phone: 614-292-2509, Fax: 614-292-2435

### **International Symposium on Stereotactic Neuro-Radio-Surgery**

October 11-14, 1992, Vienna, Austria  
Contact: Mrs. Elisabeth Grauf, Department of  
Neurosurgery, University of Vienna, Wahringer  
Gurtel 18-20, A-1090, Vienna, Austria,  
Phone: 43-1-40-400-2, Fax: 43-1-40-400-4

### **Australasian Skull Base Surgery Workshop**

October 21-24, 1992, Sydney, Australia  
Contact: Peter Bentivoglio, St. Vincent's Hospital,  
Sydney, N.S.W., 2000 Australia, Phone: 61-6-232-6118

### **Annual Meeting of the Congress of Neurological Surgeons**

October 31-November 5, 1992, Washington, D.C.  
Contact: Linda Campbell, 22 South Washington Street,  
Park Ridge, IL 60068,  
Phone: 708-692-9500, Fax: 708-692-2589

### **Brain Tumor Cooperative Group Meeting**

November 1992, Phoenix, AZ  
Contact: Cindy Mattingly, BTCG Data Manager,  
Information Management Services, Inc.  
12501 Prosperity Dr., Suite 200, Silver Spring, MD 20904,  
Phone: 301-680-9770, Fax: 301-680-9770

### **Practical Anatomy and Surgical Technique Workshop/ Surgical Approaches to the Skull Base:**

**A Cadaver Hands-On Workshop**  
November 6-8, 1992, St. Louis, MO  
Contact: St. Louis University School of Medicine  
Continuing Medical Education, 1402 South Grand Blvd.  
St. Louis, Missouri 63104, Phone: 314-577-8167,  
Fax: 314-577-8214

### **ASEAN Stereotactic Neurosurgery Workshop**

November 14-17, 1992, Singapore, Singapore  
Contact: Lim Ai Choo, 5th ASEAN Congress of  
Neurosurgery, College of Medicine Building,  
16 College Road #01-01, Singapore 0316,  
Republic of Singapore, Phone: 65-222-3322,  
Fax: 65-222-1720

### **Surgery of the Skull Base: A Practical Course**

December 2-4, 1992, Cincinnati, OH  
Contact: Mrs. Sheila Stuckey, Mayfield Neurological  
Institute, 506 Oak Street, Cincinnati, OH 45219-3701,  
Phone: 800-325-7787, Fax: 513-569-5365

### **UCLA Cranial Base Surgery Workshop and Hands-On Course**

January 20-24, 1993, Los Angeles, CA  
Contact: Melvin Cheatham, MD, Div. of Neurosurgery,  
Center for the Health Sciences, 10833 Le Conte Avenue,  
Los Angeles, California 90024-6901, Phone: 213-825-5111

### **Annual Meeting of the North American Skull Base Society**

February 12-14, 1993, Scottsdale, AZ  
Contact: Robert F. Spetzler, MD, Barrow Neurological  
Institute, 350 West Thomas Road, Phoenix, AZ 85013,  
Phone: 602-285-3000, Fax: 602-650-7154

### **Annual Meeting of the American Association of Neurological Surgeons**

April 25-29, 1993, Boston, MA  
Contact: Peggy Podboy, 22 South Washington Street,  
Park Ridge, IL 60068,  
Phone: 708-692-9500, Fax: 708-692-2589

### **Annual Meeting of the American Society of Clinical Oncologists**

May 16-18, 1993, Orlando, FL  
Contact: A.S.C.O., 435 North Michigan Ave.,  
Suite 1717, Chicago, IL 60611-4067,  
Phone: 312-644-0828, Fax: 312-644-8557

### **Annual Meeting of the American Association for Cancer Research**

May 19-22, 1993, Orlando, FL  
Contact: A.A.C.R., Public Ledger Building,  
620 Chestnut Street, Suite 816, Philadelphia,  
PA 19106-3483, Phone: 215-440-9300, Fax: 215-440-9313

### **Brain Tumor Symposium of the American Brain Tumor Association**

May 22, 1993, Chicago, IL  
Contact: Naomi Berkowitz, 3725 North Talman Ave.,  
Chicago, Illinois 60618, Phone: 312-286-5571,  
Fax: 312-549-5561

### **Meeting of the World Society for Stereotactic and Functional Neurosurgery**

October 11-15, 1993, Ixtapa, Mexico  
Contact: Philip L. Gildenberg, MD, 6560 Fannin Street,  
Suite 1530, Houston, Texas 77030,  
Phone: 713-790-0795, Fax: 713-669-0388

### **International Congress of Neurological Surgery**

October 17-22, 1993, Acapulco, Mexico  
Contact: Fernando Rueda-Franco, MD, P.O. Box 101-88,  
Col. Insurgentes Cuicuilco, Delegacion Coyoacan,  
Mexico, D.F. 04530, Mexico, Phone: 52-5-574-2844,  
Fax: 52-5-264-2563